



### REGISTRATION DATES

#### Summer 2025

Interim Register from:	Summer I Register from:	Summer II Register from:
Monday, March 31 at 7:30 a.m. to Thursday, May 15 at Noon	Monday, March 31 at 7:30 a.m. to Wednesday, June 4 at Noon	Monday, March 31 at 7:30 a.m. to Wednesday, July 9 at Noon
<b>\$ PAY BY:</b> Thursday, May 15 at Noon	<b>\$ PAY BY:</b> Wednesday, June 4 at Noon	<b>\$ PAY BY:</b> Wednesday, July 9 at Noon
	<b>Payment Plan</b> Initial Payment: June 4 Payment 2: June 26	<b>Payment Plan</b> Initial Payment: July 9 Payment 2: July 31

### \$ PAYMENT INFO

To prevent being dropped from classes, pay the full amount or enroll in a payment plan by the due date.

Pay online in the Pirate Portal (View/Pay Fees) or in person at the Payments Office in the Student Services Building or at the Gonzales Center.

### IMPORTANT DATES

TERM	Classes Begin	Classes End	100% Refund*	70% Refund*	25% Refund*	Admissions Updates	Last Day For: Financial Aid Bookstore Charges Bookstore Refund*	Last Day to Drop*
Interim 3-Week	May 19	June 3	May 18	May 21	May 22	May 20	May 20	May 29
Summer I - 5-Week	June 5	July 8	June 4	June 12	June 16	June 10	June 11	June 25
Summer I - 8-Week	June 5	July 24	June 4	June 18	June 24	June 16	June 11	July 8
Summer II - 5-Week	July 10	Aug. 7	July 9	July 17	July 21	July 15	July 16	July 29

\*View the **Refund Policy** in the Catalog before dropping a class. If you have financial aid, also view the **Return of Title IV Funds Policy** in the Catalog and contact your Financial Aid Counselor before dropping a class. The date listed under **Bookstore Refund** is the last day for full refunds, exchanges, and bookstore charges. Visit [VictoriaCollege.edu/Bookstore](http://VictoriaCollege.edu/Bookstore) for details.

## CURRENT STUDENT CHECKLIST

### 1 PLAN AHEAD

- Check for account holds (Pirate Portal > Student Dashboard > Holds). Find out how to clear them at [VictoriaCollege.edu/Holds](http://VictoriaCollege.edu/Holds).
- Schedule an appointment to meet with your advisor, before registration opens (Pirate Portal > Navigate-Student).
- View course offerings at [VictoriaCollege.edu/ClassSchedule](http://VictoriaCollege.edu/ClassSchedule).













### 2 ENROLL

- Check your VC email for Registration details.
- Register online (Pirate Portal > Register for Classes) when Priority Registration opens.
- Make payment arrangements by the initial payment deadline (see 💰 on other side).

## NEW or PAST STUDENT CHECKLIST

Some checklist items may not apply.

 [VictoriaCollege.edu/AdmissionSteps](http://VictoriaCollege.edu/AdmissionSteps)

- |  |   |
|--|---|
| <input type="checkbox"/>  <b>Apply</b><br><i>ApplyTexas.org</i>   | <input type="checkbox"/>  <b>Bacterial Meningitis Shot Record</b><br><i>VictoriaCollege.edu/BacterialMeningitis</i>                    |
| <input type="checkbox"/>  <b>Set up your Pirate Portal.</b><br><i>See steps in your acceptance email.</i>                                 | <input type="checkbox"/>  <b>Meet with your Advisor</b><br><i>VictoriaCollege.edu/Advising<br/>Pirate Portal &gt; Navigate-Student</i> |
| <input type="checkbox"/>  <b>Financial Aid &amp; Scholarships</b><br><i>VictoriaCollege.edu/WaysToPay</i>                               | <input type="checkbox"/>  <b>Pirate Orientation</b><br><i>Complete before registration</i>   |
| <input type="checkbox"/>  <b>Official High School/GED Transcript(s)</b>   | <input type="checkbox"/>  <b>Pay Tuition</b><br><i>(see 💰 on other side)</i>   |
| <input type="checkbox"/>  <b>Official College/University Transcript(s)</b>  | <input type="checkbox"/>  <b>Buy Books</b><br><i>VictoriaCollege.edu/Bookstore</i>   |
| <input type="checkbox"/>  <b>Test Scores (TSIA, ACT, SAT, other)</b><br><i>Schedule your TSI Assessment<br/>VictoriaCollege.edu/TSI</i> | <input type="checkbox"/>  <b>Other</b>   |