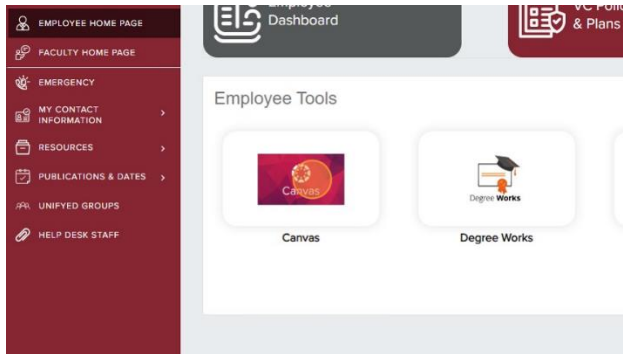


Canvas Login Multi Factor Authentication (MFA) Process

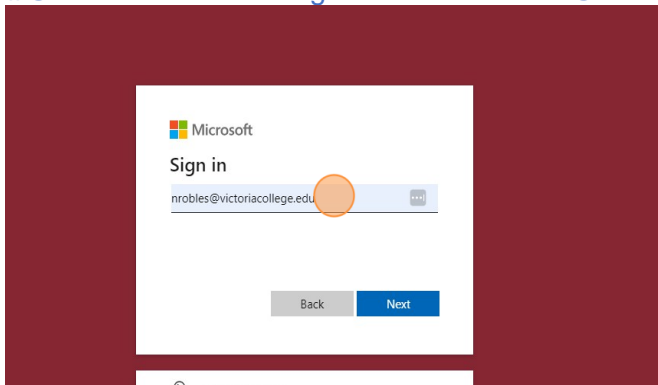
Follow these instructions to get signed into Canvas.

Canvas Login

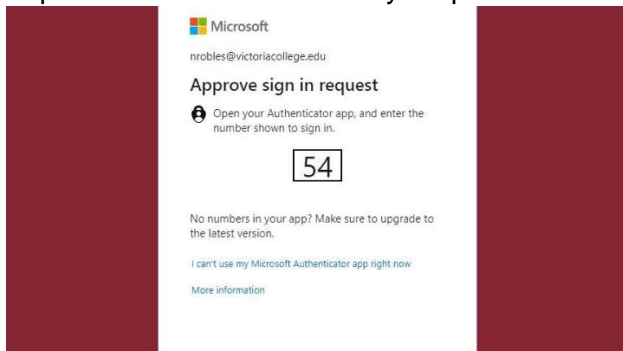
1. To login into Canvas: Select Canvas



2. Students Sign into Office 365 using the **Pirate portal login** @student.victoriacollege.edu V#@student.victoriacollege.edu or PM12345@student.victoriacollege.edu then Select **Next**.



3. Type in Pirate Portal password
4. A push notification is sent to your phone from Microsoft Authenticator: Approve sign-in



5. Tap to approve the sign-in and **input the code** from your computer (step 4) into the Microsoft Authenticator app on your phone.
6. Microsoft Notification message: Stay signed in? Select your response: No or Yes