

How do I make an appointment? TSI Assessment

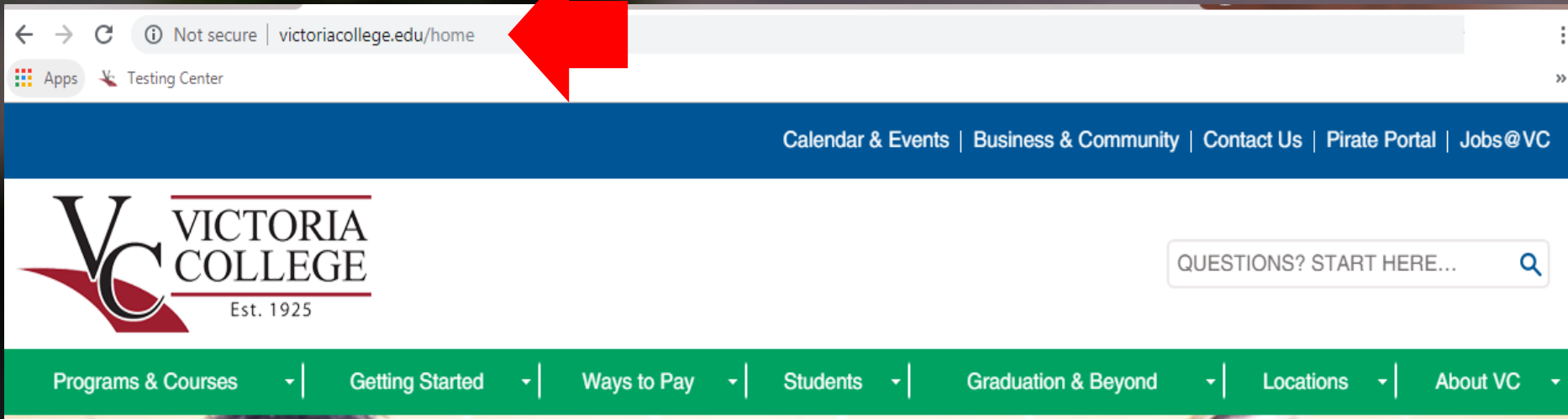
First things first

Method of payment.

- You can schedule your TSI Assessment online, but you'll have to pay by debit/credit card.
- If paying with cash, check, money order, or third party payment, please go to the Payments Center (Building #8 on the Campus Map).

Step 1:

Go to **victoriacollege.edu**



Step 2:

Hover your mouse over “Getting Started”

The screenshot shows the top navigation bar of the Victoria College website. The navigation bar is blue and contains the following links: Calendar & Events | Business & Community | Contact Us | Pirate Portal | Jobs@VC. Below the navigation bar is the Victoria College logo, which includes the letters 'VC' in a stylized font, the text 'VICTORIA COLLEGE', and 'Est. 1925'. To the right of the logo is a search bar with the text 'QUESTIONS? START HERE...' and a magnifying glass icon. Below the search bar is a green navigation bar with the following links: Programs & Courses | Getting Started | Ways to Pay | Students | Graduation & Beyond | Locations | About VC. A red arrow points to the 'Getting Started' link. Below the green navigation bar is a blue dropdown menu with the following items: Academic Transfer, Admissions, Admission Steps, Advising, Catalog, Class Schedule, International Students, Registration, Testing Center, TSI Assessment, and Tuition & Fees. To the right of the dropdown menu is a banner image featuring the Victoria College mascot, a pirate, giving a thumbs up. Below the banner image is the text 'GETTING STARTED'.

Step 3A:

Click on “TSI Assessment”

The screenshot shows the top navigation bar of the Victoria College website. The top bar is blue and contains links for "Calendar & Events", "Business & Community", "Contact Us", "Pirate Portal", and "Jobs@VC". Below this is the white header area with the Victoria College logo (VC Est. 1925) on the left and a search bar on the right. The main navigation bar is green and contains dropdown menus for "Programs & Courses", "Getting Started", "Ways to Pay", "Students", "Graduation & Beyond", "Locations", and "About VC". The "Getting Started" dropdown menu is open, showing a list of options: "Academic Transfer", "Admissions", "Admission Steps", "Advising", "Catalog", "Class Schedule", "International Students", "Registration", "Testing Center", "TSI Assessment", and "Tuition & Fees". A large red arrow points to the "TSI Assessment" option. To the right of the menu is a "GETTING STARTED" section featuring a pirate mascot character.

Calendar & Events | Business & Community | Contact Us | Pirate Portal | Jobs@VC

VC VICTORIA COLLEGE
Est. 1925

QUESTIONS? START HERE... 🔍

Programs & Courses ▾ | Getting Started ▾ | Ways to Pay ▾ | Students ▾ | Graduation & Beyond ▾ | Locations ▾ | About VC ▾

- Academic Transfer
- Admissions
- Admission Steps
- Advising
- Catalog
- Class Schedule
- International Students
- Registration
- Testing Center
- TSI Assessment**
- Tuition & Fees

GETTING STARTED

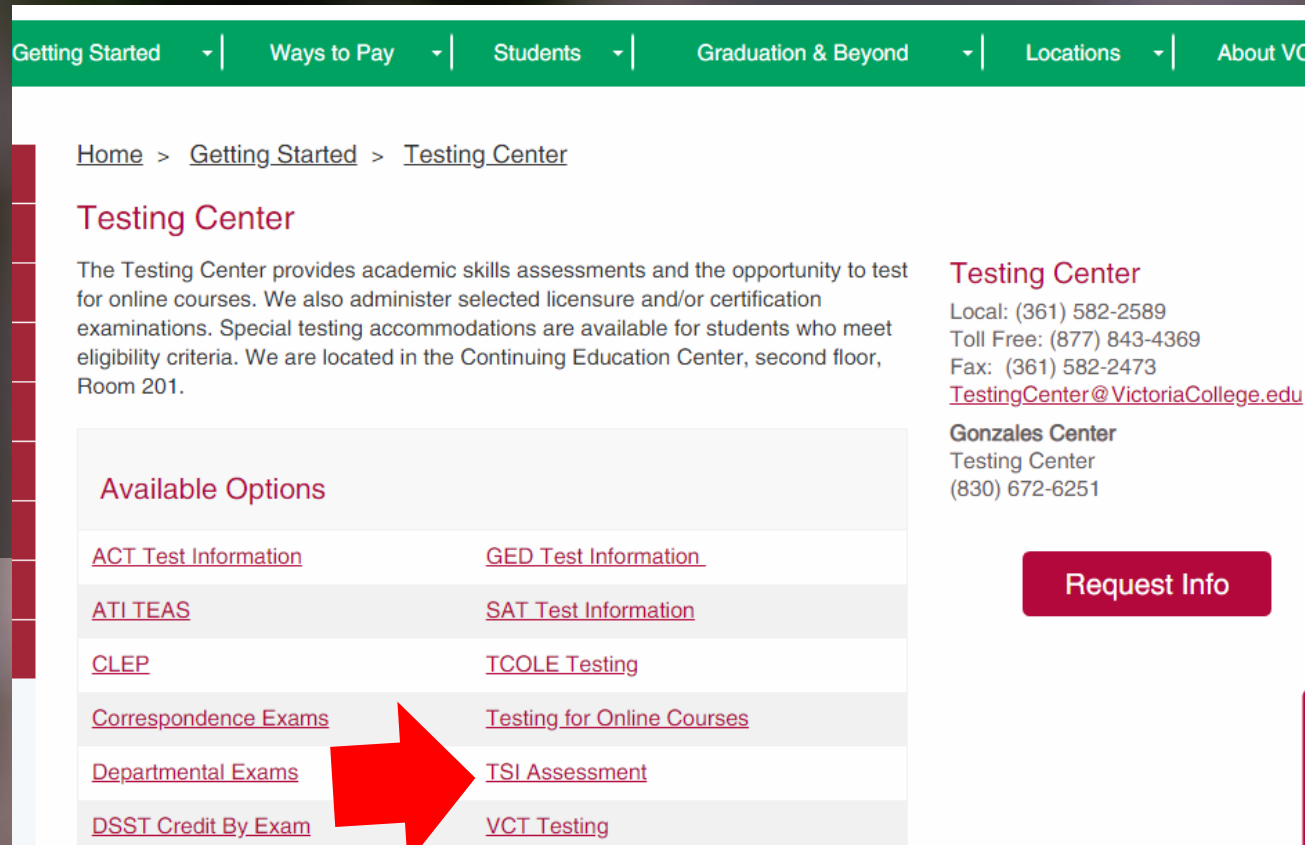
Step 3B:

OR- Click on “Testing Center”

The screenshot shows the top navigation bar of the Victoria College website. The top bar is blue and contains links for "Calendar & Events", "Business & Community", "Contact Us", "Pirate Portal", and "Jobs@VC". Below this is the college logo, "VICTORIA COLLEGE Est. 1925", and a search bar with the text "QUESTIONS? START HERE...". A green navigation bar contains the following menu items: "Programs & Courses", "Getting Started", "Ways to Pay", "Students", "Graduation & Beyond", "Locations", and "About VC". The "Getting Started" menu is expanded, showing a list of options: "Academic Transfer", "Admissions", "Admission Steps", "Advising", "Catalog", "Class Schedule", "International Students", "Registration", "Testing Center", "TSI Assessment", and "Tuition & Fees". A large red arrow points to the "Testing Center" option. To the right of the menu is a "GETTING STARTED" section featuring a pirate mascot character.

Step 3B:

Click on “TSI Assessment”



Getting Started | Ways to Pay | Students | Graduation & Beyond | Locations | About VC

[Home](#) > [Getting Started](#) > [Testing Center](#)

Testing Center

The Testing Center provides academic skills assessments and the opportunity to test for online courses. We also administer selected licensure and/or certification examinations. Special testing accommodations are available for students who meet eligibility criteria. We are located in the Continuing Education Center, second floor, Room 201.

Available Options	
ACT Test Information	GED Test Information
ATI TEAS	SAT Test Information
CLEP	TCOLE Testing
Correspondence Exams	Testing for Online Courses
Departmental Exams	TSI Assessment
DSST Credit By Exam	VCT Testing

Testing Center
Local: (361) 582-2589
Toll Free: (877) 843-4369
Fax: (361) 582-2473
TestingCenter@VictoriaCollege.edu

Gonzales Center
Testing Center
(830) 672-6251

[Request Info](#)

Step 4:

Select the green plus sign for “Registration & Payment Information”

TSI Assessment

The TSI Assessment (TSIA) is part of the Texas Success Initiative program designed to help determine if you are ready for college-level coursework in the general areas of reading, writing, and mathematics. It will also help determine what type of course or intervention will best meet your needs to help you become better prepared for college-level coursework if you are not ready. All first-time college students must take the TSI test before enrolling in classes, unless you are exempt or complete. Before taking the TSI Assessment, a [Pre-Assessment Activity](#) must be completed.

+ TSI Exemptions

+ Registration & Payment Information

+ TSI Assessment times can be scheduled for:

+ Testing Center Guidelines



Step 5:

Once you've read through all the information, click the "Appointment Plus" link.

— Registration & Payment Information

TSI Assessment: \$12

TSI Assessment Retake: \$12

TSI Registration Instructions:

1. View the [TSI video](#) and complete the TSI Assessment Pre-Assessment Activity. (This is mandatory.)
2. Visit [Appointment Plus](#) and log in if you already have an account or create an account if you are new.
3. Scroll down and choose the TSI Assessment from the Select Exam drop down box.
4. Scroll down and click the blue hyperlinked date that you would like to take the exam (If the date is not blue, there are no more seats left on that testing date)
5. Read the information for your test, complete any required information and then click Continue.
6. Look for the green check mark and the message, "Your appointment has been confirmed!" and click the Print Confirmation button.

Note: If paying with cash, check, money order, or third party payment, please go to the Payments Center (Building #8 on the [Campus Map](#)).

Tip: Any tests taken at the Testing Center, with the exceptions of [SAT](#) and [ACT](#) will be scheduled through this online system. Be sure to remember your username and password so next time you can login as a Returning User.

The TSI video is a requirement.

Step 6:

If you are a new user, select “Create an Account”.

- Already have an account? Skip to Step 9.
**Do not create more than one account

https://booknow.appointment-plus.com/1c03r450/

Victoria College
2200 E Red River St - Victoria TX 77901
Appointment Plus Scheduling System

Home

Create an Account
Please create an account to get started
Create an Account

Log In (returning users)
Login

Password

Log In
[Forgot password?](#)

Step 7:

Fill in your information.

- Note: Your login can be whatever you choose.

Victoria College
2200 E Red River St - Victoria TX 77901
Appointment Plus Scheduling System

Home

Welcome!

Create an Account

* Indicates required field

* First Name

* Last Name

* Last (4) Numbers of Social Security Number

* Address

Address 2

* City

* State

* Zip Code

Cell Phone

* Daytime Phone

Evening Phone

* E-mail

* Login

* Password

* Retype Password

* Birth Date Select Month ▼ Select Day ▼ Select Year ▼

[Create Account](#)

Step 8:

Log in.

- If you are having problems logging in, call the Testing Center at 361-582-2589

https://booknow.appointment-plus.com/1c03r450/

Victoria College
2200 E Red River St - Victoria TX 77901
Appointment Plus Scheduling System

Home

Create an Account
Please create an account to get started
[Create an Account](#)

Log In (returning users)
Login

Password

[Log In](#)
[Forgot password?](#)

Step 9:

Click on the drop down menu

Victoria College
2200 E Red River St - Victoria TX 77901
Appointment Plus Scheduling System

Home **Appointments** Account Log Out

Exam Locator Appointment Activity

Select Exam
Select Exam ▼

Welcome

Welcome to the Victoria College Testing Center
On-line Appointment System

1. Select exam, time and location from drop down menu under Exam Locator.
2. Select available date (highlighted).
3. Follow instructions provided.

Appointment Activity

Future Appointments [Show All](#) | [Print All](#)

You do not have any future Appointments scheduled

Step 10:

Scroll down and select “TSI Assessment MAIN CAMPUS”

- Select a time that best suits your schedule first.
- Notice the available times below.

Monday-Thursday:

9 a.m. • 11:30 a.m. • 2 p.m. • *4:30 p.m. • *6 p.m.

Friday:

8:30 a.m. • 9 a.m. • 11:30 a.m. • *2 p.m.

Saturday:

8:30 a.m.

*Only one section can be taken at these times.
During the summer, the only test time on Friday is 8:30 a.m.


Exam Locator

Select Exam

Select Exam

Welcome Al

GONZALES CENTER- 9:00 AM
GONZALES CENTER--4:00 PM
GONZALES CENTER-1:00 PM
GONZALES CENTER-3:00PM
GONZALES CENTER-5:00 PM
Paper-based Exam for VC Online Course MAIN CAMPUS -- 10:30 AM
Paper-based Exam for VC Online Course MAIN CAMPUS -- 6:00 PM
Paper-based Exam for VC Online Course MAIN CAMPUS -- 8:30 AM
Paper-based Exam for VC Online Course MAIN CAMPUS -- 9:30 AM
TCFP
TCOLE MAIN CAMPUS--8:30 AM
TSI Assessment Main Assessment -- 2:00 p.m.
TSI Assessment Main Campus - 2 PM (ONE SECTION ONLY)
TSI Assessment Main Campus -- 8:30 a.m.
TSI Assessment Main Campus -- 11:30 a.m.
TSI Assessment Main Campus -- 4:30 p.m. (ONLY ONE SECTION)
TSI Assessment Main Campus -- 6:00 p.m. (ONE SECTION ONLY)
TSI Assessment Main Campus -- 9:00 a.m.
TSI GONZALES CENTER (1 SECTION ONLY) 2:00 pm
TSI ASSESSMENT GONZALES CENTER 8:30 AM



Step 11:

Select the desired date

- If your desired date is blue, that time and date is still available.
- If the date is black, that date is filled for that particular time slot. You can go back and choose a different time/date.

Exam Locator

Select Exam

TSI Assessment Main Campus -- 9 ▼

Exam Registration

Computer-based Exam for VC Online
Course MAIN CAMPUS -- 6:00 PM


Date(s)

Mon, 1/14/2019
Tue, 1/15/2019
Wed, 1/16/2019
Thu, 1/17/2019
Tue, 1/22/2019
Wed, 1/23/2019
Thu, 1/24/2019
Mon, 1/28/2019
Tue, 1/29/2019
Wed, 1/30/2019
Thu, 1/31/2019
Mon, 2/4/2019

Thu, 1/3/2019
Tue, 1/8/2019
Wed, 1/9/2019
Thu, 1/10/2019

Step 12:

Put in your exam information. Click Continue



Selected Exam

Exam TSI Assessment Main Campus -- 9:00 a.m.
Date Monday, January 14, 2019
Start Time 9:00am

Please put your exam information in the box below:

Example: All Sections OR Math Only

E-mail Confirmation and Reminders
Confirmation and reminder e-mails for this appointment will be sent to (separate additional e-mail addresses by commas):

Step 13:

Double check that your billing information is correct.

- **Don't forget to select the billing Country and the Payment Method.

- Then click on "Continue to Secure Processing"

Payment Summary

Please enter your payment information below. If fees are owed for an exam, you **MUST** pay now with credit card or your registration will not be complete.

Amount	\$12.00
Subtotal	\$12.00
Total	\$12.00

Upon submitting, you will be redirected to a secure credit card entry page.

Billing Information

* Indicates required field

* First Name

* Last Name

Company

* Country

* Address

* City

* State/Province

* Zip/Postal Code

* Email


Payment Method

* Card Number No credit card number on file


[Continue to Secure Processing](#)

Step 14:


Put in your card information and click "Submit".


 Enter your credit card information below and click Submit.


Sale Amount: \$12.00


Card Number
Key in card number here 


Show Card Number

Expiration Date
Enter date as mmyy 



CVV
3 or 4 digits 

Street Address
Address for the card 

Zip Code
Zip code for the card 

Cardholder
Name on the card 

Not entering the cardholder, zip code, or street address may result in additional fees.

 **SUBMIT**  **Cancel**


[Click here to swipe card](#)

Step :

You're all done!

Selected Exam

Exam TSI Assessment Main Campus -- 9:00 a.m.
Date Monday, January 14, 2019
Start Time 9:00am

 **Your appointment has been confirmed!**
Thank you for scheduling your exam with the Victoria College Testing Center. Good luck on your exam!

As a reminder:

- Please bring a valid, current Photo ID to every test session.
- Please park in student parking only. Parking in Visitor or Reserved could lead to a parking violation.
- You will be contacted if the time limit for your exam is longer than the time available for your selected exam.

Thanks,
Testing Center Staff

[Print Confirmation](#)

Appointment Activity

Future Appointments [Show All](#) | [Print All](#)

[Friday, December 7, 2018 at 9:30am](#) [Print](#) | [Cancel](#)

- Double check your time and date.
- You do not need to bring in the confirmation page. It is for your records only.

Don't forget

Check the “Testing Center Guidelines” before coming to test.

- Make sure to bring in a valid, non-expired ID. Students may not test without one- No exceptions!

Contact the Testing Center

If you have any questions or issues, feel free to call us at 361-582-2589.

We're happy to help!

Fall & Spring Office Hours

Monday - Friday: 8 a.m. to 5 p.m.

Saturday: 8 a.m. to noon

