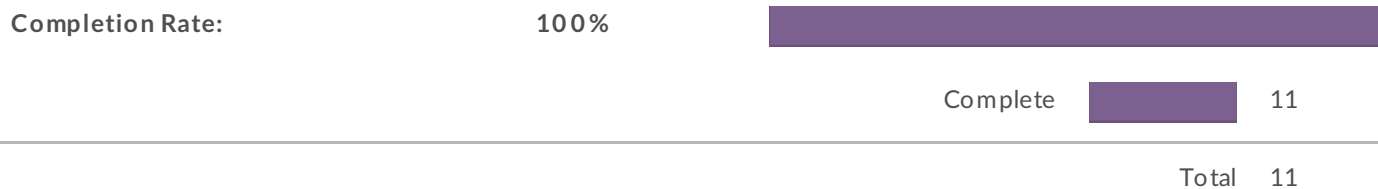


Report for PTHA Employer Survey Spring 2015

1. Response Counts



2. Please indicate below:

	Strongly Disagree	Disagree	Agree	Strongly Agree	N/A
The rationale and effectiveness of physical therapy intervention procedures	0 0.0%	0 0.0%	5 45.5%	6 54.5%	0 0.0%
The Standards of Practice for Physical Therapy, the Standards of Ethical Conduct for the Physical Therapist Assistant	0 0.0%	0 0.0%	2 18.2%	9 81.8%	0 0.0%
Applicable State and Federal laws	0 0.0%	0 0.0%	3 27.3%	8 72.7%	0 0.0%
The scope of their abilities in the delivery of care	0 0.0%	0 0.0%	3 27.3%	8 72.7%	0 0.0%

3. Graduate implements a comprehensive treatment plan developed by a physical therapist

Value	Percent	Count
Agree	45.5%	5
Strongly Agree	54.5%	6
Total		11

4. Please indicate below:

	Strongly Disagree	Disagree	Agree	Strongly Agree	N/A
Activities of daily living and functional training	0 0.0%	0 0.0%	5 45.5%	4 36.4%	2 18.2%
Assistive/adaptive devices	0 0.0%	0 0.0%	4 36.4%	7 63.6%	0 0.0%
Balance and gait training	0 0.0%	0 0.0%	6 54.5%	5 45.5%	0 0.0%
Biofeedback	0 0.0%	0 0.0%	3 27.3%	1 9.1%	7 63.6%
Developmental activities	0 0.0%	0 0.0%	3 30.0%	2 20.0%	5 50.0%
Physical agents	0 0.0%	0 0.0%	4 36.4%	7 63.6%	0 0.0%
External compression	0 0.0%	0 0.0%	3 27.3%	1 9.1%	7 63.6%
Hydrotherapy	0 0.0%	0 0.0%	1 9.1%	2 18.2%	8 72.7%
Orthoses and prostheses	0 0.0%	0 0.0%	3 27.3%	3 27.3%	5 45.5%
Patient/care giver education	0 0.0%	0 0.0%	4 36.4%	7 63.6%	0 0.0%
Postural training and body mechanics	0 0.0%	0 0.0%	5 50.0%	5 50.0%	0 0.0%
Cardiopulmonary techniques	0 0.0%	0 0.0%	2 18.2%	2 18.2%	7 63.6%
Therapeutic exercise	0 0.0%	0 0.0%	2 18.2%	9 81.8%	0 0.0%
Therapeutic massage	0 0.0%	0 0.0%	0 0.0%	7 63.6%	4 36.4%
Soft tissue techniques	0 0.0%	0 0.0%	3 27.3%	5 45.5%	3 27.3%

	Strongly Disagree	Disagree	Agree	Strongly Agree	N/A
Mechanical traction	0 0.0%	0 0.0%	4 36.4%	2 18.2%	5 45.5%
Universal precautions/infection control	0 0.0%	0 0.0%	3 27.3%	8 72.7%	0 0.0%
Wound care	0 0.0%	0 0.0%	1 9.1%	3 27.3%	7 63.6%

5. Please indicate below:

	Strongly Disagree	Disagree	Agree	Strongly Agree	N/A
Architectural barriers and environmental	0 0.0%	0 0.0%	3 30.0%	4 40.0%	3 30.0%
Endurance	0 0.0%	0 0.0%	5 50.0%	4 40.0%	1 10.0%
Flexibility/muscle length and tone	0 0.0%	0 0.0%	5 50.0%	4 40.0%	1 10.0%
Joint range of motion	0 0.0%	0 0.0%	4 40.0%	5 50.0%	1 10.0%
Functional activities	0 0.0%	0 0.0%	5 50.0%	4 40.0%	1 10.0%
Gait	0 0.0%	0 0.0%	3 30.0%	6 60.0%	1 10.0%
Pain	0 0.0%	0 0.0%	4 44.4%	5 55.6%	0 0.0%
Posture	0 0.0%	0 0.0%	5 55.6%	4 44.4%	0 0.0%
Balance	0 0.0%	0 0.0%	4 44.4%	5 55.6%	0 0.0%
Segmental length, girth and volume	0 0.0%	0 0.0%	1 11.1%	3 33.3%	5 55.6%
Skin and sensation	0 0.0%	0 0.0%	2 22.2%	4 44.4%	3 33.3%
Strength	0 0.0%	0 0.0%	4 44.4%	5 55.6%	0 0.0%
Vital signs	0 0.0%	0 0.0%	1 11.1%	5 55.6%	3 33.3%




6. Please indicate below:

	Strongly Disagree	Disagree	Agree	Strongly Agree	N/A
Orthopedic conditions	0 0.0%	0 0.0%	5 55.6%	4 44.4%	0 0.0%
Neurological rehabilitation	0 0.0%	0 0.0%	6 66.7%	3 33.3%	0 0.0%
Cardiopulmonary rehabilitation	0 0.0%	0 0.0%	2 22.2%	3 33.3%	4 44.4%
Amputees	0 0.0%	0 0.0%	2 22.2%	3 33.3%	4 44.4%
Pediatric care	0 0.0%	0 0.0%	2 22.2%	0 0.0%	7 77.8%
Geriatric care	0 0.0%	0 0.0%	3 33.3%	6 66.7%	0 0.0%
Manual therapy (any manual skill OTHER THAN joint mobilization)	0 0.0%	0 0.0%	2 22.2%	4 44.4%	3 33.3%




7. Graduate utilizes critical thinking skills and problem solving

Value	Percent	Count
Agree	55.6%	5
Strongly Agree	33.3%	3
N/A	11.1%	1
Total		9




8. Graduate communicates in a timely manner with the supervising physical therapist regarding observations of patient status to assist the physical therapist in modifying treatment plans and goals

Value	Percent		Count
Disagree	11.1%		1
Agree	22.2%		2
Strongly Agree	66.7%		6
Total			9

9. Graduate is prepared to be an integral member of the health care team and to participate in the health care delivery system.

Value	Percent		Count
Disagree	11.1%		1
Agree	22.2%		2
Strongly Agree	66.7%		6
Total			9

10. Graduate adapts knowledge and skills to diverse population in a variety of environments

Value	Percent		Count
Agree	44.4%		4
Strongly Agree	44.4%		4
N/A	11.1%		1
Total			9

11. Graduate uses support staff appropriately during patient care

Value	Percent		Count
Disagree	11.1%		1
Agree	33.3%		3
Strongly Agree	55.6%		5
Total			9




12. Graduate participates in teaching of other health care providers

Value	Percent		Count
Disagree	11.1%		1
Agree	22.2%		2
Strongly Agree	33.3%		3
N/A	33.3%		3
Total			9



13. Graduate documents clearly and concisely relevant aspects of patient treatment

Value	Percent		Count
Agree	55.6%		5
Strongly Agree	44.4%		4
Total			9




14. Graduate documents clearly and concisely relevant aspects of patient treatment

Value	Percent		Count
Disagree	22.2%		2
Agree	33.3%		3
Strongly Agree	44.4%		4
Total			9

15. Graduate participates in discharge planning and follow-up care

Value	Percent		Count
Agree	66.7%		6
Strongly Agree	33.3%		3
Total			9

16. Graduate demonstrates effective written, verbal and non-verbal communication with colleagues, other health care providers and the public

Value	Percent		Count
Disagree	22.2%		2
Agree	22.2%		2
Strongly Agree	55.6%		5
Total			9

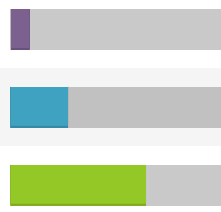
17. Graduate correctly and effectively represents the roles and responsibilities of the PTA

Value	Percent		Count
Disagree	11.1%		1
Agree	22.2%		2
Strongly Agree	66.7%		6
Total			9

18. Please indicate below:

	Strongly Disagree	Disagree	Agree	Strongly Agree	N/A
Appropriate planning and time management	0 0.0%	1 11.1%	3 33.3%	5 55.6%	0 0.0%
An understanding of the supervisory process, performance evaluations, policies and procedures	0 0.0%	0 0.0%	4 44.4%	5 55.6%	0 0.0%
An awareness of fiscal considerations for physical therapy providers and consumers and acts with integrity	0 0.0%	1 11.1%	2 22.2%	3 33.3%	3 33.3%
An involvement in continuous quality improvement	0 0.0%	1 9.1%	2 18.2%	5 45.5%	3 27.3%
Practice of reading and interpreting professional literature	0 0.0%	0 0.0%	3 27.3%	3 27.3%	5 45.5%
Participation in continued development of knowledge and skills	0 0.0%	0 0.0%	4 36.4%	5 45.5%	2 18.2%
Acceptance of constructive criticism and a willingness to utilize constructive criticism for improvement	0 0.0%	2 18.2%	2 18.2%	7 63.6%	0 0.0%
Recognition that societal factors such as psychosocial, cultural, economic, ethical, legal and demographic influences are integral to effective patient care and acts accordingly in a respectful manner	0 0.0%	0 0.0%	6 54.5%	5 45.5%	0 0.0%
Preservation of the safety, security and confidentiality of individuals in all professional contexts	0 0.0%	0 0.0%	2 18.2%	9 81.8%	0 0.0%

19. Overall Victoria College graduate's skill, knowledge and job performance is

Value	Percent		Count
Below Average	9.1%		1
Average	27.3%		3
Above Average	63.6%		7
Total			11