

□

LVN Summer 2015 Employer Survey Results

Survey: LVN Summer 2015 Employer Survey

1. Identifies values and standards affecting the practice of Licensed Vocational Nursing.

Value	Percent		Count
Very Poor	0.0%		0
Poor	0.0%		0
Average	0.0%		0
Good	25.0%		1
Very Good	75.0%		3
Total			4

2. Uses basic communication skills.

Value	Percent		Count
Very Poor	0.0%		0
Poor	0.0%		0
Average	0.0%		0
Good	0.0%		0
Very Good	100.0%		4
Total			4

3. Recognizes consumer nursing care needs.

Value	Percent		Count
Very Poor	0.0%		0
Poor	0.0%		0
Average	0.0%		0
Good	25.0%		1
Very Good	75.0%		3
Total			4

4. Collects and reports facts to nursing staff to aid development of nursing care plans.

Value	Percent		Count
Very Poor	0.0%		0
Poor	0.0%		0
Average	0.0%		0
Good	25.0%		1
Very Good	75.0%		3
Total			4

5. Relates basic biological and psychological principles to the implementation of nursing process.

Value	Percent		Count
Very Poor	0.0%		0
Poor	0.0%		0
Average	0.0%		0
Good	25.0%		1
Very Good	75.0%		3
Total			4

6. Applies problem-solving techniques.

Value	Percent		Count
Very Poor	0.0%		0
Poor	0.0%		0
Average	0.0%		0
Good	0.0%		0
Very Good	100.0%		4
Total			4

7. Safely performs basic therapeutic techniques.

Value	Percent		Count
Very Poor	0.0%		0
Poor	0.0%		0
Average	0.0%		0
Good	25.0%		1
Very Good	75.0%		3
Total			4

8. Functions as a member of the health care team.

Value	Percent		Count
Very Poor	0.0%		0
Poor	0.0%		0
Average	0.0%		0
Good	25.0%		1
Very Good	75.0%		3
Total			4

9. Participates in personal and professional learning.

Value	Percent		Count
Very Poor	0.0%		0
Poor	0.0%		0
Average	0.0%		0
Good	25.0%		1
Very Good	75.0%		3
Total			4

10. Punctuality

Value	Percent		Count
Very Poor	0.0%		0
Poor	0.0%		0
Average	0.0%		0
Good	0.0%		0
Very Good	100.0%		4
Total			4

11. Work attendance

Value	Percent		Count
Very Poor	0.0%		0
Poor	0.0%		0
Average	0.0%		0
Good	0.0%		0
Very Good	100.0%		4
Total			4

12. Personal appearance

Value	Percent	Count
Very Poor	0.0%	0
Poor	0.0%	0
Average	0.0%	0
Good	0.0%	0
Very Good	100.0%	4
Total		4

13. Positive work attitude

Value	Percent	Count
Very Poor	0.0%	0
Poor	0.0%	0
Average	0.0%	0
Good	50.0%	2
Very Good	50.0%	2
Total		4

14. Personal initiative

Value	Percent	Count
Very Poor	0.0%	0
Poor	0.0%	0
Average	0.0%	0
Good	25.0%	1
Very Good	75.0%	3
Total		4

15. Accepts responsibility

Value	Percent	Count
Very Poor	0.0%	0
Poor	0.0%	0
Average	0.0%	0
Good	25.0%	1
Very Good	75.0%	3
Total		4

16. Cooperative

Value	Percent		Count
Very Poor	0.0%		0
Poor	0.0%		0
Average	0.0%		0
Good	25.0%		1
Very Good	75.0%		3
Total			4

17. Follows instructions

Value	Percent		Count
Very Poor	0.0%		0
Poor	0.0%		0
Average	0.0%		0
Good	25.0%		1
Very Good	75.0%		3
Total			4

18. Communicates effectively

Value	Percent		Count
Very Poor	0.0%		0
Poor	0.0%		0
Average	0.0%		0
Good	0.0%		0
Very Good	100.0%		4
Total			4

19. Willingness to learn

Value	Percent		Count
Very Poor	0.0%		0
Poor	0.0%		0
Average	0.0%		0
Good	0.0%		0
Very Good	100.0%		4
Total			4

20. Manages time effectively

Value	Percent		Count
Very Poor	0.0%		0
Poor	0.0%		0
Average	0.0%		0
Good	25.0%		1
Very Good	75.0%		3
Total			4

21. Uses materials and resources effectively

Value	Percent		Count
Very Poor	0.0%		0
Poor	0.0%		0
Average	0.0%		0
Good	50.0%		2
Very Good	50.0%		2
Total			4

22. Uses problem-solving techniques.

Value	Percent		Count
Very Poor	0.0%		0
Poor	0.0%		0
Average	0.0%		0
Good	25.0%		1
Very Good	75.0%		3
Total			4

23. Uses proper procedures for set up and operation of equipment

Value	Percent		Count
Very Poor	0.0%		0
Poor	0.0%		0
Average	0.0%		0
Good	25.0%		1
Very Good	75.0%		3
Total			4

24. Uses computers to manage information

Value	Percent	Count
Very Poor	0.0%	0
Poor	0.0%	0
Average	0.0%	0
Good	25.0%	1
Very Good	75.0%	3
Total		4

25. Communicates with clients to satisfy their expectations

Value	Percent	Count
Very Poor	0.0%	0
Poor	0.0%	0
Average	0.0%	0
Good	50.0%	2
Very Good	50.0%	2
Total		4






26. Works within ethical and legal standards of vocational nursing.

Value	Percent	Count
Very Poor	0.0%	0
Poor	0.0%	0
Average	0.0%	0
Good	25.0%	1
Very Good	75.0%	3
Total		4

27. Takes necessary actions to maintain quality of care

Value	Percent	Count
Very Poor	0.0%	0
Poor	0.0%	0
Average	0.0%	0
Good	25.0%	1
Very Good	75.0%	3
Total		4

28. PLEASE RATE THE EMPLOYEE'S OVERALL WORK PERFORMANCE.

Value	Percent		Count
Very Poor	0.0%		0
Poor	0.0%		0
Average	0.0%		0
Good	0.0%		0
Very Good	100.0%		4
		Total	4