

# ADN Student Survey Results

Survey: ADN Fall 2015 Graduate Survey

## 1. In which are on the NCLEX-RN exam were you best prepared?

Value	Percent		Count
Medical	61.5%		8
Surgical	7.7%		1
Maternity	23.1%		3
Pediatric	0.0%		0
Psychiatric	0.0%		0
Other - Write In	7.7%		1
Total			13





## 2. In which area on the NCLEX-RN exam were you least prepared?

Value	Percent		Count
Medical	7.7%		1
Surgical	7.7%		1
Maternity	7.7%		1
Pediatric	53.9%		7
Psychiatric	15.4%		2
Other - Write In	7.7%		1
Total			13




## 3. Did you take an NCLEX-RN Review Course?

Value	Percent		Count
Yes	92.3%		12
No	7.7%		1
Total			13








5. I would rate the review course as:

Value	Percent		Count
Extremely Helpful	75.0%		9
Moderately Helpful	16.7%		2
Mildly Helpful	8.3%		1
Not Helpful	0.0%		0
Total			12

6. Did you pass NCLEX-RN exam the first time you took it?

Value	Percent		Count
Yes	84.6%		11
No	15.4%		2
Have Not Taken	0.0%		0
Total			13

7. What is your current employment status?

Value	Percent		Count
Full-time Registered Nurse or Graduate Nurse	100.0%		13
Part-time Registered Nurse or Graduate Nurse	0.0%		0
Employed in two or more Nursing jobs	0.0%		0
Employed in non-nursing position	0.0%		0
Unemployed	0.0%		0
Enrolled in higher education	0.0%		0
Not in labor force by choice	0.0%		0
Total			13

Which of the following categories best describes your area of specialization?

Value	Percent	Count
Community Health/Home Health	0.0%	0
Gerontological Nursing	7.7%	1
Maternal/Child Health	30.8%	4
Medical/Surgical	23.1%	3
Office Nursing	7.7%	1
Industrial Nursing	0.0%	0
Psychiatry/Mental Health	0.0%	0
School Nurse	0.0%	0
Nursing Service Administration	0.0%	0
Hospice/Palliative Care	0.0%	0
Other - Write In	30.8%	4
Total		13





d. Which of the following categories best identifies your position?

Value	Percent	Count
Staff Nurse	92.3%	12
Relieve Charge Nurse	7.7%	1
Head Nurse	0.0%	0
Case Manager	0.0%	0
Charge Nurse	0.0%	0
Supervisor	0.0%	0
Total		13






e. If any or all of your job involves giving direct patient care, which nursing care delivery system are you primarily engaged in?

Value	Percent	Count
Primary/Total Patient Care	69.2%	9
Team	30.8%	4
Functional	0.0%	0
Total		13



g. During your initial work experience in Nursing (first three months of employment), was adequate supervision available to you?

Value	Percent		Count
Always	69.2%		9
Usually	30.8%		4
Rarely	0.0%		0
Never	0.0%		0
Total			13






h. Your current Yearly salary: Job 1

Value	Percent		Count
\$0-\$19,999	0.0%		0
\$20,000-\$39,999	8.3%		1
\$40,000 - \$59,999	83.3%		10
\$60,000 - \$79,999	8.3%		1
\$80,000 or more	0.0%		0
Total			12



Include Shift differential(Job 1 Salary)?

Value	Percent		Count
Yes	83.3%		10
No	16.7%		2
Total			12






i. Your current Yearly salary: Job 2

Value	Percent		Count
\$0-\$19,999	50.0%		1
\$20,000-\$39,999	0.0%		0
\$40,000 - \$59,999	50.0%		1
\$60,000 - \$79,999	0.0%		0
\$80,000 or more	0.0%		0
Total			2






Include Shift differential(Job 2 Salary)?

Value	Percent		Count
Yes	50.0%		1
No	50.0%		1
Total			2






9. Did you receive adequate counseling and academic advisement prior to admission into the ADN program?

Value	Percent		Count
Very Poor	0.0%		0
Poor	7.7%		1
Average	15.4%		2
Good	38.5%		5
Very good	38.5%		5
Total			13

10. Did you receive adequate counseling and academic advisement as you progressed through the ADN program?

Value	Percent		Count
Very Poor	0.0%		0
Poor	7.7%		1
Average	15.4%		2
Good	15.4%		2
Very good	61.5%		8
Total			13

11. Financial aid advising and assistance was adequate for my successful completion of the program.

Value	Percent		Count
Very Poor	15.4%		2
Poor	0.0%		0
Average	30.8%		4
Good	23.1%		3
Very good	30.8%		4
Total			13

12. Tutoring was adequate and contributed significantly to my successful completion of the program.

Value	Percent		Count
Very Poor	0.0%		0
Poor	0.0%		0
Average	23.1%		3
Good	53.9%		7
Very good	23.1%		3
Total			13

13. General education courses in the degree plan (i.e. BIOL 2401, ENGL 1301, etc.) contributed positively to the overall program of study and provided an adequate foundation for success in nursing courses.

Value	Percent		Count
Very Poor	0.0%		0
Poor	0.0%		0
Average	30.8%		4
Good	38.5%		5
Very good	30.8%		4
Total			13

14. Determine the health status and health needs of clients and their families based on interpretation of health data in collaboration with clients, families, and health care professionals.

Value	Percent		Count
Very Poor	0.0%		0
Poor	0.0%		0
Average	15.4%		2
Good	38.5%		5
Very good	46.2%		6
Total			13

15. Formulate goals and plan of care for clients and their families based on nursing diagnoses in collaboration with clients, their families, and health care professionals.

Value	Percent		Count
Very Poor	0.0%		0
Poor	0.0%		0
Average	7.7%		1
Good	38.5%		5
Very good	53.9%		7
Total			13

16. Implement the plan of care within legal and ethical parameters in collaboration with clients, families, and members of health care professions to assist clients and their families to meet health care needs.

Value	Percent		Count
Very Poor	0.0%		0
Poor	0.0%		0
Average	15.4%		2
Good	38.5%		5
Very good	46.2%		6
Total			13

17. Develop and implement teaching plans for clients and their families concerning the promotion, maintenance, and restoration of health.

Value	Percent		Count
Very Poor	0.0%		0
Poor	0.0%		0
Average	15.4%		2
Good	38.5%		5
Very good	46.2%		6
Total			13

18. Evaluate client and family responses to therapeutic interventions.

Value	Percent		Count
Very Poor	0.0%		0
Poor	0.0%		0
Average	15.4%		2
Good	38.5%		5
Very good	46.2%		6
Total			13

19. Provide for the care of multiple clients and their families in a variety of health care settings, through direct care or assignment and/or delegation of care to other members of the health care team.

Value	Percent		Count
Very Poor	0.0%		0
Poor	0.0%		0
Average	7.7%		1
Good	61.5%		8
Very good	30.8%		4
Total			13

20. Use clinical data and current literature as a basis for decision making in nursing practice.

Value	Percent		Count
Very Poor	0.0%		0
Poor	0.0%		0
Average	30.8%		4
Good	7.7%		1
Very good	61.5%		8
Total			13



21. Coordinate human and material resources for the provision of care for clients and their families.

Value	Percent		Count
Very Poor	0.0%		0
Poor	0.0%		0
Average	15.4%		2
Good	61.5%		8
Very good	23.1%		3
Total			13

22. Collaborate with clients, their families, and health care professionals to provide care.

Value	Percent		Count
Very Poor	0.0%		0
Poor	0.0%		0
Average	7.7%		1
Good	23.1%		3
Very good	69.2%		9
Total			13

23. Recognize and implement processes for referral of clients and their families to appropriate resources as necessary.

Value	Percent		Count
Very Poor	0.0%		0
Poor	0.0%		0
Average	15.4%		2
Good	46.2%		6
Very good	38.5%		5
Total			13

24. Assume accountability and responsibility for the quality of nursing care provided to clients and their families.

Value	Percent		Count
Very Poor	0.0%		0
Poor	0.0%		0
Average	7.7%		1
Good	30.8%		4
Very good	61.5%		8
Total			13

25. Act as an advocate to promote the provision of quality health care for clients and their families.

Value	Percent		Count
Very Poor	0.0%		0
Poor	0.0%		0
Average	7.7%		1
Good	38.5%		5
Very good	53.9%		7
Total			13

26. Participate in activities that promote the development of the practice on nursing.

Value	Percent		Count
Very Poor	0.0%		0
Poor	0.0%		0
Average	7.7%		1
Good	46.2%		6
Very good	46.2%		6
Total			13

27. Function within the organizational framework of various health care settings in planning and providing care for clients and their families.

Value	Percent		Count
Very Poor	0.0%		0
Poor	0.0%		0
Average	23.1%		3
Good	38.5%		5
Very good	38.5%		5
Total			13

28. Please rate your overall entry-level job competencies.

Value	Percent		Count
Very Poor	0.0%		0
Poor	0.0%		0
Average	15.4%		2
Good	46.2%		6
Very good	38.5%		5
Total			13

29. Have you continued your college education after the VC ADN Program?

Value	Percent		Count
Yes, as a part-time student planning to enter a BSN program later.	16.7%		2
Yes, as a part-time student in a BSN program	33.3%		4
Yes, as a full-time student in a BSN program.	25.0%		3
Yes, as a full-time student in another field	0.0%		0
Yes, as a part-time student in another field	0.0%		0
No, I have not continued my college education since leaving the VC ADN Program.	25.0%		3
Total			12

30. Currently, my membership status in a Professional Organization is:

Value	Percent	Count
No membership	92.3%	12
Member of American Nurse's Association and/or Texas Nurse's Association and/or District Nurse's Association	0.0%	0
National League for Nursing	0.0%	0
Other - Write In	7.7%	1
Total		13

32. How many journals in nursing or related fields do you read?

Value	Percent	Count	Statistics	
0	25.0%	3	Sum	12.0
1-3	66.7%	8	Average	1.0
4-6	8.3%	1	StdDev	1.0
7 or more	0.0%	0	Max	4.0
Total		12		