











ADN Employer Survey Results

Survey: ADN Spring 2015 Employer Survey






1. Determine the health status and health needs of clients and their families based on interpretation of health data in collaboration with clients, families, and health care professionals.

Value	Percent		Count
Very Poor	0.0%		0
Poor	0.0%		0
Average	0.0%		0
Good	100.0%		2
Very Good	0.0%		0
Total			2

2. Formulate goals and plan of care for clients and their families based on nursing diagnoses in collaboration with clients, their families, and health care professionals.

Value	Percent		Count
Very Poor	0.0%		0
Poor	0.0%		0
Average	0.0%		0
Good	100.0%		2
Very Good	0.0%		0
Total			2

3. Implement the plan of care within legal and ethical parameters in collaboration with clients, families, and members of health care professions to assist clients and their families to meet health care needs.

Value	Percent		Count
Very Poor	0.0%		0
Poor	0.0%		0
Average	0.0%		0
Good	100.0%		2
Very Good	0.0%		0
Total			2

4. Develop and implement teaching plans for clients and their families concerning the promotion, maintenance, and restoration of health.

Value	Percent		Count
Very Poor	0.0%		0
Poor	0.0%		0
Average	0.0%		0
Good	100.0%		2
Very Good	0.0%		0
Total			2






5. Evaluate client and family responses to therapeutic interventions.

Value	Percent		Count
Very Poor	0.0%		0
Poor	0.0%		0
Average	0.0%		0
Good	50.0%		1
Very Good	50.0%		1
Total			2





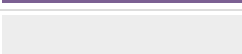
6. Provide for the care of multiple clients and their families in a variety of health care settings, through either direct care or assignment and/or delegation of care to other members of the health care team.

Value	Percent		Count
Very Poor	0.0%		0
Poor	0.0%		0
Average	0.0%		0
Good	100.0%		2
Very Good	0.0%		0
Total			2





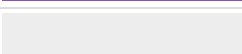
7. Use clinical data and current literature as a basis for decision making in nursing practice.

Value	Percent		Count
Very Poor	0.0%		0
Poor	0.0%		0
Average	0.0%		0
Good	0.0%		0
Very Good	100.0%		2
Total			2

8. Coordinate human and material resources for the provision of care for clients and their families.

Value	Percent		Count
Very Poor	0.0%		0
Poor	0.0%		0
Average	0.0%		0
Good	100.0%		2
Very Good	0.0%		0
Total			2

9. Collaborate with clients, their families, and health care professionals to provide care.

Value	Percent		Count
Very Poor	0.0%		0
Poor	0.0%		0
Average	0.0%		0
Good	100.0%		2
Very Good	0.0%		0
Total			2

10. Recognize and implement processes for referral of clients and their families to appropriate resources as necessary.

Value	Percent		Count
Very Poor	0.0%		0
Poor	0.0%		0
Average	0.0%		0
Good	100.0%		2
Very Good	0.0%		0
Total			2

11. Assume accountability and responsibility for the quality of nursing care provided to clients and their families.

Value	Percent		Count
Very Poor	0.0%		0
Poor	0.0%		0
Average	0.0%		0
Good	100.0%		2
Very Good	0.0%		0
Total			2

12. Act as an advocate to promote the provision of quality health care for clients and their families.

Value	Percent		Count
Very Poor	0.0%		0
Poor	0.0%		0
Average	0.0%		0
Good	50.0%		1
Very Good	50.0%		1
Total			2

13. Participate in activities that promote the development of the practice of nursing.

Value	Percent		Count
Very Poor	0.0%		0
Poor	0.0%		0
Average	0.0%		0
Good	50.0%		1
Very Good	50.0%		1
Total			2

14. Function within the organizational framework of various health care settings in planning and providing care for clients and their families.

Value	Percent		Count
Very Poor	0.0%		0
Poor	0.0%		0
Average	0.0%		0
Good	100.0%		2
Very Good	0.0%		0
Total			2

15. Please rate the graduate's overall entry-level job competencies.

Value	Percent		Count
Very Poor	0.0%		0
Poor	0.0%		0
Average	50.0%		1
Good	50.0%		1
Very Good	0.0%		0
Total			2

URL Variable: sguid

Count	Response
1	100033846
1	100034016