

Inside Numbers

Summer 2012

	<u>Summer</u>
<u>ENROLLMENT</u>	
Total Enrollment	1,607
Males	467
Females	1,140
Full-time Equivalent (FTE) =	1,412

ENROLLMENT BY ETHNICITY AND GENDER

White, Non-Hispanic	889
Males	263
Females	626
Black, Non-Hispanic	84
Males	21
Females	63
Hispanic	579
Males	162
Females	417
Asian/Pacific Islander	32
Males	16
Females	16
Indian/Alaskan Native	20
Males	4
Females	16
Non-Resident Alien	3
Males	1
Females	2
Unknown	0
Males	0
Females	0
Total	1,607

ENROLLMENT BY STATUS AND GENDER

Full-Time	70
Males	25
Females	45
Part-Time	1,537
Males	442
Females	1,095
Total	1,607

ENROLLMENT BY AGE

Under 18	80
18-19	307
20-21	287
22-24	251
25-29	269
30-34	168
35-39	106
40-49	104
50-64	35
65 and over	0
Total	1,607
Average Age	26

	<u>Summer</u>
<u>CLASSIFICATION & BASIS OF ADMISSION</u>	
First-Time Freshmen	144
Continuing Student	1,208
Early Admission	94
First Time Transfer	93
Transfer	68
Total	1,607

RESIDENCE

Calhoun	132
DeWitt	92
Gonzales	61
Jackson	88
Lavaca	77
Refugio	14
Victoria	938
7-County Service Area	1,402
Goliad	34
Other Counties	155
Other States/Countries	16
Total	1,607

TUITION STATUS

In-District	965
Out-of-District	625
Out-of-State	9
Foreign	8
Total	1,607

CONTACT HOURS

	<u>Hours</u>
Academic	112,240
Academic Foundations	19,056
Arts, Humanities & Social Science	58,272
Science, Mathematics & PE	34,912
Workforce	77,104
Allied Health	55,840
Career & Technology	21,264
Total Contact Hours	189,344

CREDIT HOURS

Academic	6,280
Academic Foundations	1,191
Arts, Humanities & Social Science	3,603
Science, Mathematics & PE	1,486
Workforce	2,189
Allied Health	1,371
Career & Technology	818
Total Credit Hours	8,469

Average Semester Hours Per Student **5**

NOTES:

DEVELOPMENTAL EDUCATION

	<u>Summer</u>
<u>ENROLLMENT BY COURSE</u>	
Course Based Instruction	
English	30
English 0300	9
English 0301	21
Reading	28
Reading 0300	5
Reading 0301	23
Math	177
Math 0300	12
Math 0301	86
Math 0303	79

	<u>Summer</u>
<u>ENROLLMENT BY COURSE COMBINATION</u>	
English Only	10
Reading Only	10
Math Only	150
English & Reading Only	7
English & Math Only	5
Math & Reading Only	7
English, Reading & Math	2
Unduplicated Total	191

PROFILE: FIRST TIME IN COLLEGE (FTIC)

	<u>Summer</u>
<u>ENROLLMENT STATUS BY GENDER</u>	
Full-Time	14
Male	5
Females	9
Part-Time	130
Male	49
Females	81
Total	144
<u>ENROLLMENT BY ETHNICITY</u>	
White, Non-Hispanic	74
Black, Non-Hispanic	8
Hispanic	58
Asian/Pacific Islander	2
Indian/Native American	2
Non-resident Alien	0
Unknown	0
Total	144
<u>ENROLLMENT BY AGE</u>	
Under 18	11
18-19	68
20-21	17
22-24	10
25-29	8
30-34	15
35-39	4
40-49	9
50-64	2
65 and over	0
Total Headcount	144
 Average Age of FTIC Student	 23

	<u>Summer</u>
<u>ENROLLMENT BY DEV. ED. COURSE COMBINATION</u>	
English Only	3
Reading Only	7
Math Only	36
English & Reading Only	5
English & Math Only	1
Math & Reading Only	2
English, Reading & Math	0
Unduplicated Total	54

NOTES:

Data presented were accurate as of August 6, 2012 and represent official 4th class day enrollment, but is subject to change if Admissions and Records Office updates student records.

Percentage values may not add up to 100% due to rounding.

SUMMER 2012 STUDENT HEADCOUNT BASED ON DECLARED MAJOR

Major	Female	Male	Major	Female	Male
ACADEMIC (1)			ACADEMIC(1) (Cont)		
AAT SECONDARY EDUCATION & TEACHING	1	0	HUMANITIES	1	1
AAT TEACHING AND EARLY CHILDHOOD	1	0	INTERDISCIPLINARY STUDIES	24	0
ACCOUNTING	27	4	INTERNATIONAL RELATIONS	1	0
AERONAUTICAL ENGINEERING	1	1	JOURNALISM	2	1
AGRICULTURAL BUSINESS	1	1	KINESIOLOGY	5	7
AGRICULTURAL ECONOMICS	0	1	MARINE BIOLOGY	3	0
AGRICULTURE	2	0	MARKETING	1	1
ANIMAL SCIENCE	3	1	MATH EDUCATION	2	0
ARCHITECTURE	0	1	MATHEMATICS	3	2
ART AND GRAPHIC DESIGN	3	7	MECHANICAL ENGINEERING	0	6
ART EDUCATION	1	0	MEDICAL RECORDS	3	0
BIOCHEMISTRY	0	1	MEDICAL TECHNOLOGY	3	1
BIOLOGY	32	12	METEROLOGY	0	1
BUSINESS ADMINISTRATION	16	8	MUSIC	2	3
BUSINESS EDUCATION	0	1	MUSIC EDUCATION	1	1
BUSINESS MANAGEMENT (4 YR)	17	9	NURSING (4 YR)	34	4
CHEMICAL ENGINEERING	1	1	OCCUPATIONAL THERAPY	2	0
CHEMISTRY	2	3	OPTOMETRY	1	1
CIVIL ENGINEERING	1	1	PETROLEUM ENGINEERING	0	3
COMMUNICATIONS	13	3	PHILOSOPHY	0	1
COMPUTER SCIENCE (4 YR)	1	10	PHOTOGRAPHY	0	1
CRIMINAL JUSTICE (4 YR)	16	15	PHYSICAL THERAPY	20	5
DENTAL HYGIENE	10	1	PHYSICIAN'S ASSISTANT	2	0
EARLY CHILDHOOD EDUCATION	13	1	PHYSICS	0	1
EDUCATION	27	3	PRE-DENTAL	2	0
ELECTRICAL ENGINEERING	0	3	PRE-LAW	6	2
ELEMENTARY EDUCATION	3	0	PRE-MEDICINE	6	5
ENGINEERING	2	5	PRE-PHARMACY	4	3
ENGINEERING TECHNOLOGY	0	1	PRE-VET	6	1
ENGLISH	8	2	PSYCHOLOGY	32	3
ENVIRONMENTAL DESIGN	0	1	RADIOLOGY	14	3
FASHION AND MERCHANDISING	1	0	SCIENCE	9	3
FINE ARTS	5	1	SOCIAL WORK	5	0
FINANCE	1	1	SPANISH	1	0
GENERAL STUDIES - ACADEMIC	139	100	SPECIAL EDUCATION	1	1
GEOGRAPHY	1	3	SPEECH	1	0
GEOLOGY	0	3	SPEECH PATH & AUDIOLOGY	2	0
GOVERNMENT	0	1	THEOLOGY	0	1
HEALTH EDUCATION	1	0	WILDLIFE (FISH AND GAME)	0	3
HEALTH PROFESSIONS	21	2			
HISTORY	6	3	TOTAL ACADEMIC	576	276

NOTES:

(1) Student's academic area of concentration intended to transfer & pursue further in University level program. Falls under umbrella of VC's general Associate of Art's and Associate of Science Degrees.



SUMMER 2012 STUDENT HEADCOUNT BASED ON DECLARED MAJOR

Major	Female	Male
ALLIED HEALTH & PHYSICAL ED		
MEDICAL LAB TECHNOLOGY AAS	21	3
NURSING - ADN (AAS)	211	30
NURSING - ADN (LVN BRIDGE)	54	2
NURSING - LVN CERT	169	6
PHYSICAL THERAPY ASSISTANT	34	8
RESPIRATORY CARE AAS	22	5
<u>TOTAL ALLIED HEALTH & PHYSICAL ED</u>	511	54
WORKFORCE DEVELOP. & EDUCATION (2)		
BUSINESS MANAGEMENT AAS	21	14
BUSINESS MANAGEMENT CERTIFICATE	1	0
BUSINESS MANAGEMENT - RETAIL	0	1
CIS - DIGITAL GRAPHICS/WEB DESIGN CERT	0	1
CIS - WEB PAGE/DIGITAL MULTIMEDIA & INFO RESOURCES AAS	0	2
COMP INFO SYS - PERS COMPUTER & NETWORK CERT	2	1
COMP INFO SYS - WIDE AREA TELECOM AAS	0	1
COMP INFO SYS-NETWORK ADMIN AAS	0	5
EARLY CHILDHOOD ADMINISTRATION CERT	1	0
EARLY CHILDHOOD DEVELOPMENT CERT	1	0
ELEC/INST TECH - INST TECH AAS	1	37
ELECTRONIC/INSTRU TECH-ELEC TECH CERT	0	3
ELECTRONIC TECHNOLOGY AAS	0	5
EMER MED TECH AAS	2	7
EMER MED TECH INTER CERT	2	1
EMER MED TECH-PARAMED CERT	2	8
FIREFIGHTING CERT	0	4
INSTRUMENTATION CERT	0	3
INSTRUMENTATION TECH ADV SKLS	0	1
PROCESS TECHNOLOGY AAS	2	35
PROF OFF TECH CERT	3	0
PROF OFF TECH - ACCT AAS	1	0
PROF OFF TECH - LEGAL OFF AAS	2	0
PROF OFFICE TECH - MED OFFICE AAS	6	0
PROF OFFICE TECH-ADMIN ASST AAS	6	0
WELDING	0	3
WELDING ADVANCED CERT	0	5
<u>TOTAL WORKFORCE DEVELOP. & EDUCATION (2)</u>	53	137
GRAND TOTAL	1,140	467

SUMMER 2012 STUDENT HEADCOUNT BASED ON DECLARED MAJOR (3)

Major	White	Black	Hispanic	Other	Major	White	Black	Hispanic	Other
ACADEMIC (1)					ACADEMIC(1) (Cont)				
AAT SECONDARY EDUCATION & TEACHING	1	0	0	0	HUMANITIES	0	0	2	0
AAT TEACHING AND EARLY CHILDHOOD	1	0	0	0	INTERDISCIPLINARY STUDIES	13	2	6	0
ACCOUNTING	19	0	11	1	INTERNATIONAL RELATIONS	1	0	0	0
AERONAUTICAL ENGINEERING	1	0	1	0	JOURNALISM	2	0	1	0
AGRICULTURAL BUSINESS	2	0	0	0	KINESIOLOGY	7	2	3	0
AGRICULTURAL ECONOMICS	1	0	0	0	MARINE BIOLOGY	2	0	1	0
AGRICULTURE	2	0	0	0	MARKETING	1	0	1	0
ANIMAL SCIENCE	3	0	1	0	MATH EDUCATION	1	0	1	0
ARCHITECTURE	1	0	0	0	MATHEMATICS	3	0	2	0
ART AND GRAPHIC DESIGN	6	0	2	2	MECHANICAL ENGINEERING	4	1	1	0
ART EDUCATION	1	0	0	0	MEDICAL RECORDS	1	1	1	0
BIOCHEMISTRY	1	0	0	0	MEDICAL TECHNOLOGY	1	0	3	0
BIOLOGY	19	5	16	4	METEROLOGY	1	0	0	0
BUSINESS ADMINISTRATION	13	1	9	1	MUSIC	1	2	2	0
BUSINESS EDUCATION	1	0	0	0	MUSIC EDUCATION	2	0	0	0
BUSINESS MANAGEMENT (4 YR)	15	1	10	0	NURSING (4 YR)	24	2	11	1
CHEMICAL ENGINEERING	2	0	0	0	OCCUPATIONAL THERAPY	2	0	0	0
CHEMISTRY	3	1	1	0	OPTOMETRY	1	0	1	0
CIVIL ENGINEERING	0	0	1	1	PETROLEUM ENGINEERING	1	0	2	0
COMMUNICATIONS	11	0	5	0	PHILOSOPHY	1	0	0	0
COMPUTER SCIENCE (4 YR)	6	1	4	0	PHOTOGRAPHY	0	0	1	0
CRIMINAL JUSTICE (4 YR)	15	5	10	1	PHYSICAL THERAPY	12	0	11	2
DENTAL HYGIENE	6	0	5	0	PHYSICIAN'S ASSISTANT	1	0	1	0
EARLY CHILDHOOD EDUCATION	7	2	5	0	PHYSICS	1	0	0	0
EDUCATION	19	0	11	0	PRE-DENTAL	0	0	2	0
ELECTRICAL ENGINEERING	2	1	0	0	PRE-LAW	3	1	3	1
ELEMENTARY EDUCATION	3	0	0	0	PRE-MEDICINE	3	1	4	3
ENGINEERING	5	0	2	0	PRE-PHARMACY	3	0	3	1
ENGINEERING TECHNOLOGY	1	0	0	0	PRE-VET	6	0	1	0
ENGLISH	4	0	5	1	PSYCHOLOGY	19	2	14	0
ENVIRONMENTAL DESIGN	1	0	0	0	RADIOLOGY	6	0	10	1
FASHION AND MERCHANDISING	1	0	0	0	SCIENCE	9	1	2	0
FINE ARTS	6	0	0	0	SOCIAL WORK	0	0	5	0
FINANCE	2	0	0	0	SPANISH	0	0	1	0
GENERAL STUDIES - ACADEMIC	146	6	82	5	SPECIAL EDUCATION	1	0	1	0
GEOGRAPHY	4	0	0	0	SPEECH	1	0	0	0
GEOLOGY	1	0	2	0	SPEECH PATH & AUDIOLOGY	2	0	0	0
GOVERNMENT	1	0	0	0	THEOLOGY	1	0	0	0
HEALTH EDUCATION	0	0	1	0	WILDLIFE (FISH AND GAME)	3	0	0	0
HEALTH PROFESSIONS	16	1	5	1					
HISTORY	8	0	1	0	TOTAL ACADEMIC	497	39	287	26

(1) Student's academic area of concentration intended to transfer & pursue further in University level program. Falls under umbrella of VC's general Associate of Art's and Associate of Science Degrees. study student is concentrating on with intent to pursue a VC

SUMMER 2012 STUDENT HEADCOUNT BASED ON DECLARED MAJOR (3)

Major	White	Black	Hispanic	Other
ALLIED HEALTH & PHYSICAL ED				
MEDICAL LAB TECHNOLOGY AAS	13	0	11	0
NURSING - ADN (AAS)	116	14	103	8
NURSING - ADN (LVN BRIDGE)	33	6	17	0
NURSING - LVN CERT	93	13	58	11
PHYSICAL THERAPY ASSISTANT	21	2	18	1
RESPIRATORY CARE AAS	12	3	11	1
<u>TOTAL ALLIED HEALTH & PHYSICAL ED</u>	288	38	218	21
WORKFORCE DEVELOP. & EDUCATION (2)				
BUSINESS MANAGEMENT AAS	14	2	18	1
BUSINESS MANAGEMENT CERTIFICATE	0	0	1	0
BUSINESS MANAGEMENT RETAIL CERTIFICATE	0	0	1	0
CIS - DIGITAL GRAPHICS/WEB DESIGN CERT	0	0	0	1
CIS - WEB PAGE/DIGITAL MULTIMEDIA & INFO RESOURCES AAS	1	0	1	0
COMP INFO SYS - PERS COMPUTER & NETWORK CERT	2	0	1	0
COMP INFO SYS - WIDE AREA TELECOM AAS	0	0	1	0
COMP INFO SYS-NETWORK ADMIN AAS	3	0	2	0
EARLY CHILDHOOD ADMINISTRATION CERT	1	0	0	0
EARLY CHILDHOOD DEVELOPMENT CERT	0	0	1	0
ELEC/INST TECH - INST TECH AAS	21	0	15	2
ELECTRONIC/INSTRU TECH-ELEC TECH CERT	3	0	0	0
ELECTRONIC TECHNOLOGY AAS	4	0	1	0
EMER MED TECH AAS	8	0	0	1
EMER MED TECH INTER CERT	3	0	0	0
EMER MED TECH-PARAMED CERT	9	1	0	0
FIREFIGHTING CERT	3	0	1	0
INSTRUMENTATION CERT	1	0	2	0
INSTRUMENTATION TECH ADV SKLS	1	0	0	0
PROCESS TECHNOLOGY AAS	21	2	11	3
PROF OFF TECH CERT	1	0	2	0
PROF OFF TECH - ACCT AAS	1	0	0	0
PROF OFF TECH - LEGAL OFF AAS	1	0	1	0
PROF OFFICE TECH - MED OFFICE AAS	2	1	3	0
PROF OFFICE TECH-ADMIN ASST AAS	2	0	4	0
WELDING CERTIFICATE	0	1	2	0
WELDING ADVANCED CERTIFICATE	2	0	3	0
<u>TOTAL WORKFORCE DEVELOP. & EDUCATION (2)</u>	104	7	71	8
Grand Total	889	84	576	55

PROFILE: CONTINUING EDUCATION ENROLLMENT

2011-2012 QUARTER 3 (March - May)

By GENDER

	<u>Number</u>	<u>Percent</u>
Male	573	63.46%
Female	330	36.54%
<i>Unduplicated Total</i>	903	

By ETHNICITY

White	461	51.05%
Black	65	7.20%
Hispanic	316	34.99%
Other	20	2.21%
Unknown	41	4.54%

By PROGRAM CATEGORY/COURSE

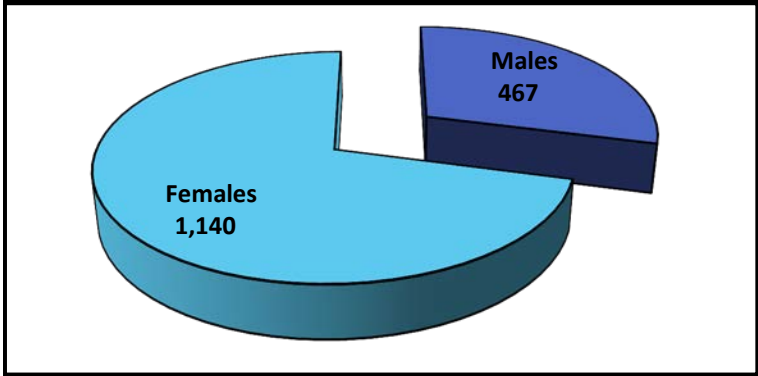
	<u>Total</u>	<u>Percent</u>
<i>Health Care</i>	294	17.14%
Health Care Professions	294	17.14%
<u>Public Service</u>	293	17.08%
Emergency Medical Service	230	13.41%
Firefighters	0	0.00%
Law Enforcement	35	2.04%
Police Academy	28	1.63%
<u>Workforce Training</u>	1,069	62.33%
Business	214	12.48%
Child Development & Education	0	0.00%
Computer Applications	18	1.05%
Dietary Food Service	0	0.00%
Industrial	714	41.63%
Language	9	0.52%
Real Estate	0	0.00%
Truck Driving	114	6.65%
<u>Leisure Learning</u>	59	3.44%
Leisure Learning	1	0.06%
Motorcycle Safety	58	3.38%
Youth Camps	0	0.00%
GRAND TOTAL (DUPLICATED)	1,715	

NOTES: Enrollment under Program Category/Course is duplicated, as many students take more than one Continuing Education class in a quarter.

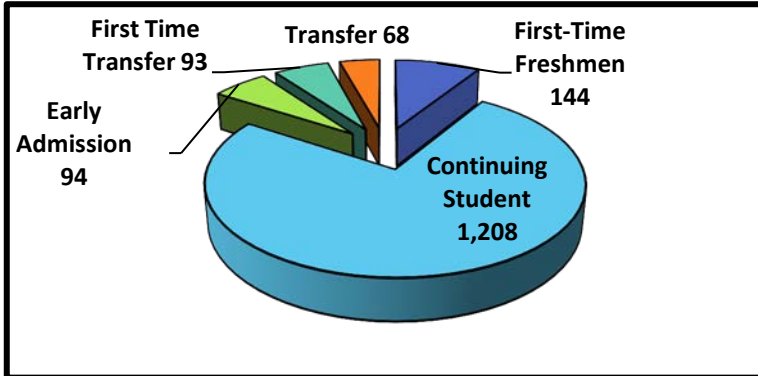
Inside Numbers

Summer 2012

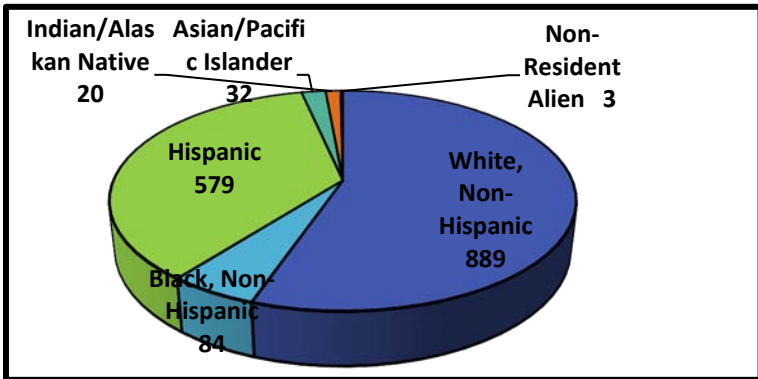
Total Enrollment by Gender



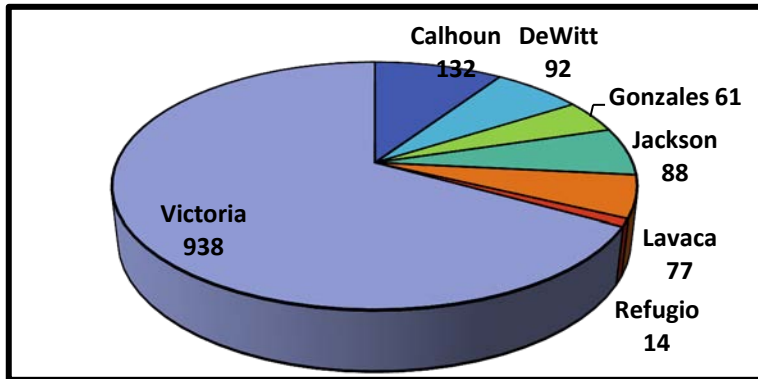
Student Classification



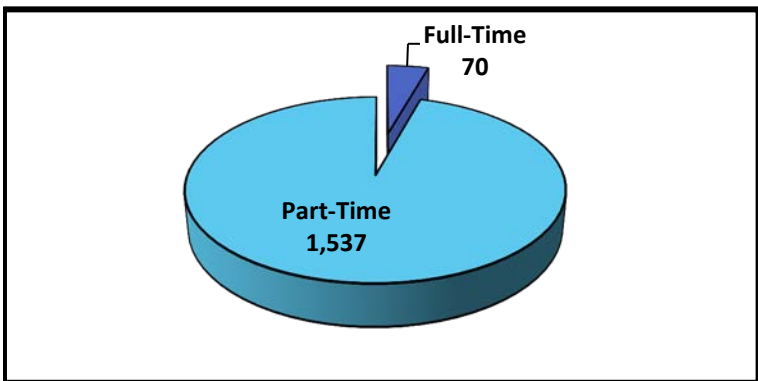
Enrollment by Race



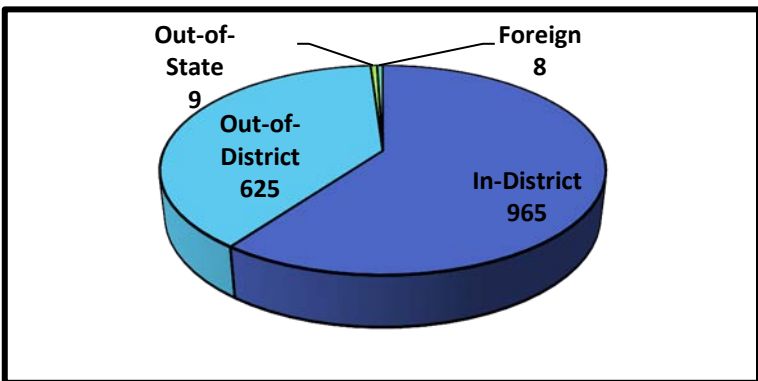
Student Counties of Residence



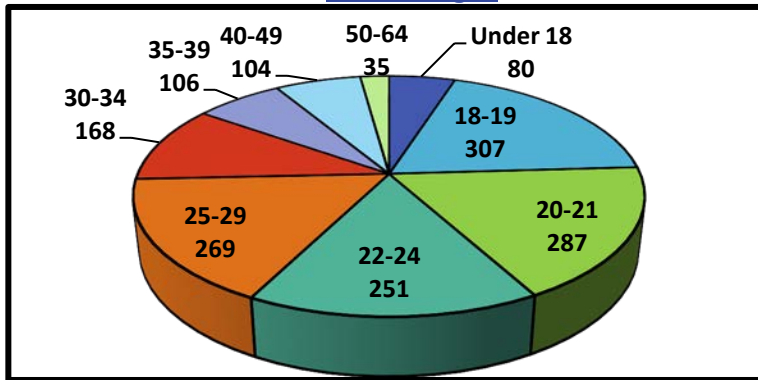
Enrollment Status



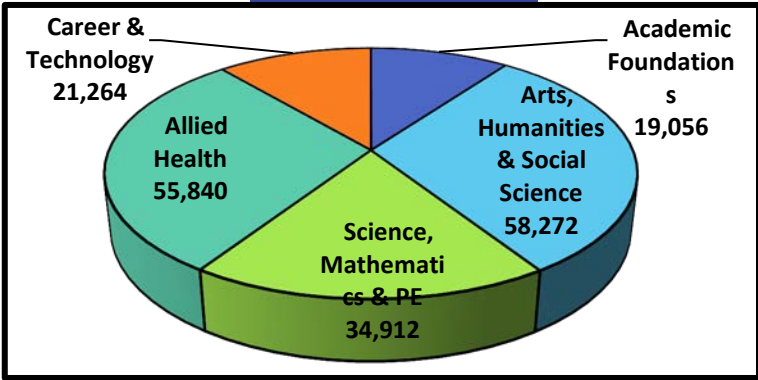
Tuition Status



Student Ages

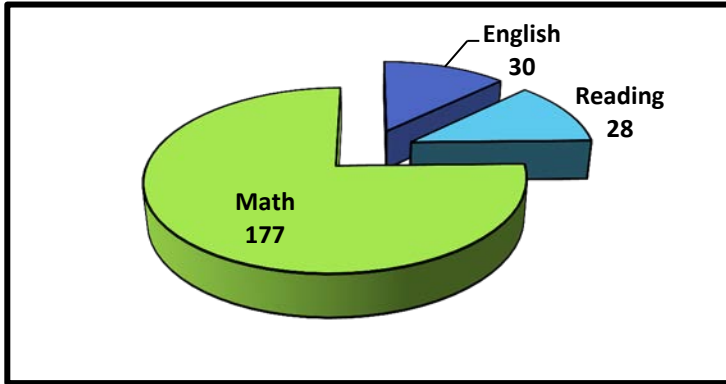


Contact Hours by Area

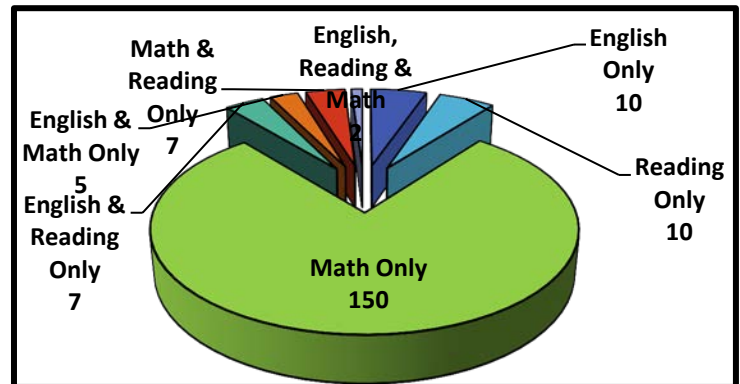


DEVELOPMENTAL EDUCATION

Enrollment by Area

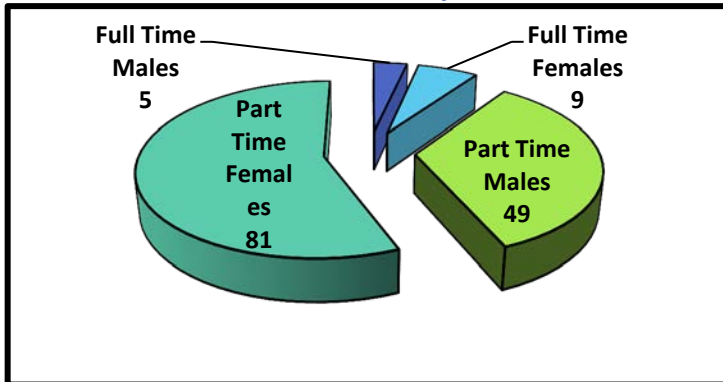


Enrollment by Course Combination

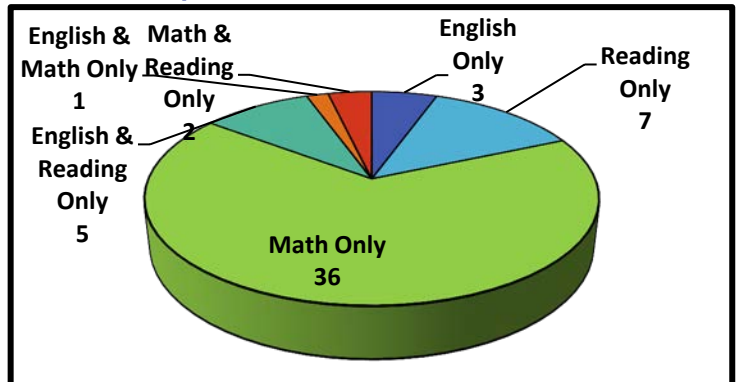


PROFILE: FIRST TIME IN COLLEGE (FTIC)

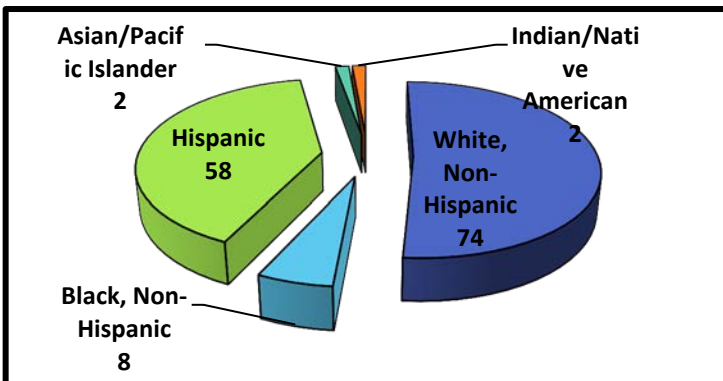
Enrollment Status by Gender



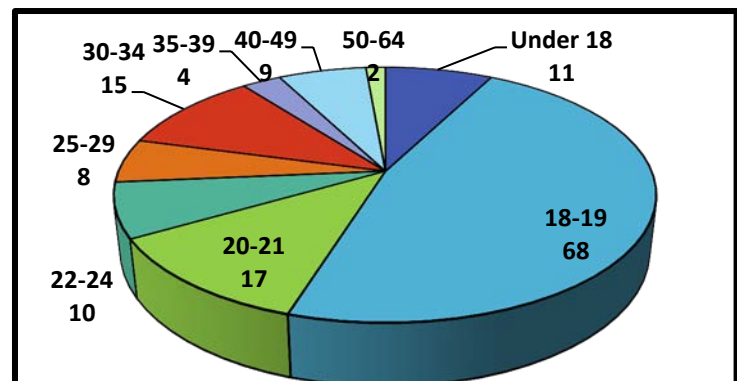
Developmental Education Combined Enrollment



Enrollment by Ethnicity

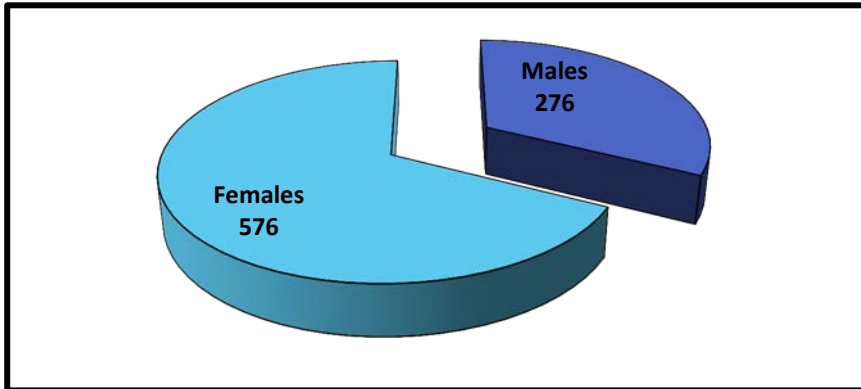


Enrollment by Age

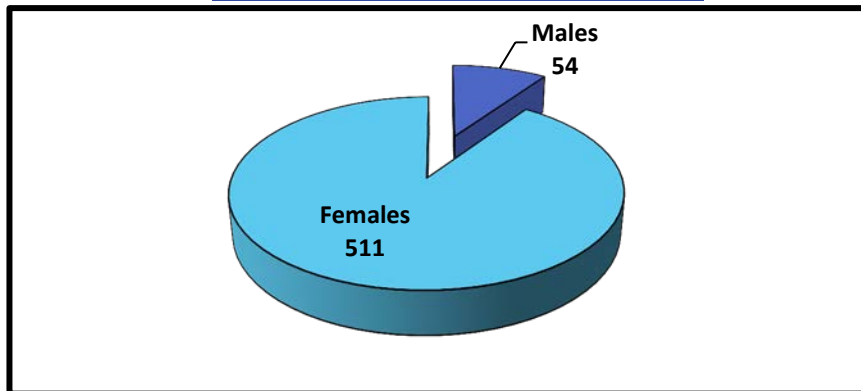


SUMMER 2012 STUDENT HEADCOUNT BASED ON DECLARED MAJOR

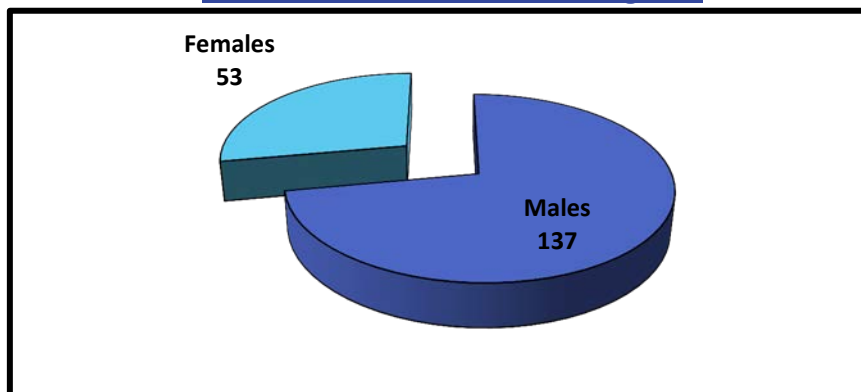
Student Gender in Academic Majors



Student Gender in Allied Health Majors

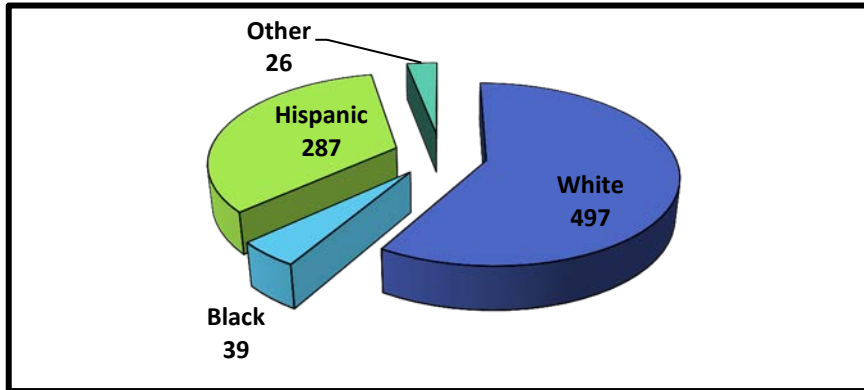


Student Gender in Workforce Programs

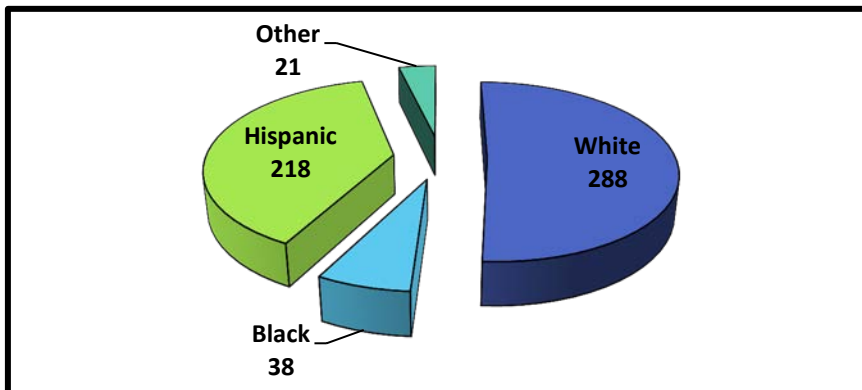


SUMMER 2012 STUDENT HEADCOUNT BASED ON DECLARED MAJOR

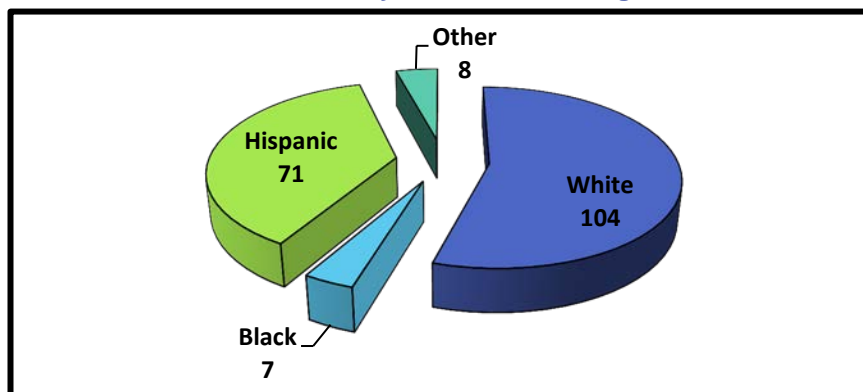
Student Ethnicity in Academic Programs



Student Ethnicity in Allied Health Programs

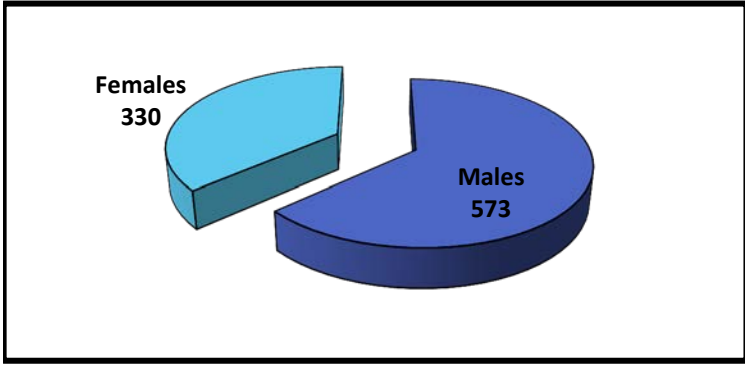


Student Ethnicity in Workforce Programs

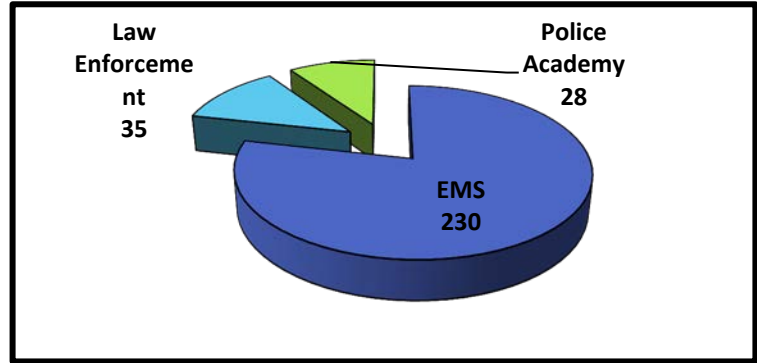


Profile: Continuing Education Enrollment

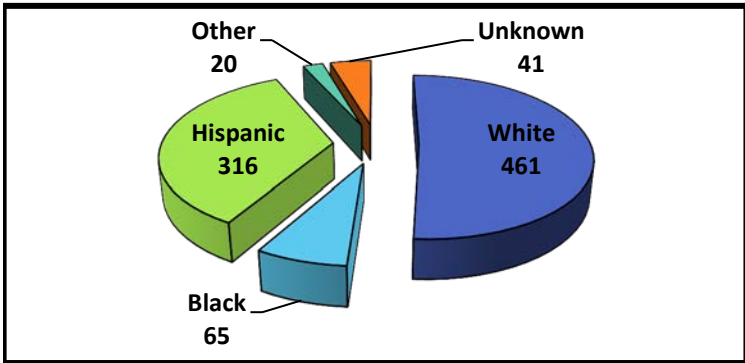
Student Gender



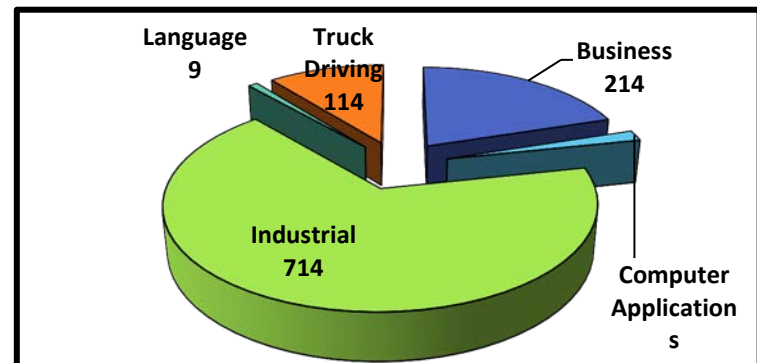
Public Service Students by Major



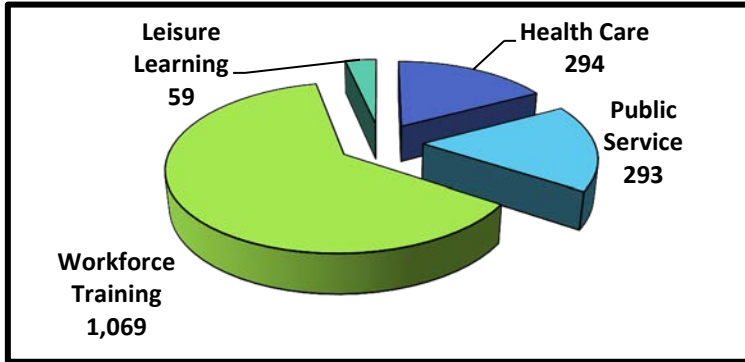
Student Ethnicity



Workforce Training Students by Major



Student Majors



Leisure Learning Students by Concentration

